

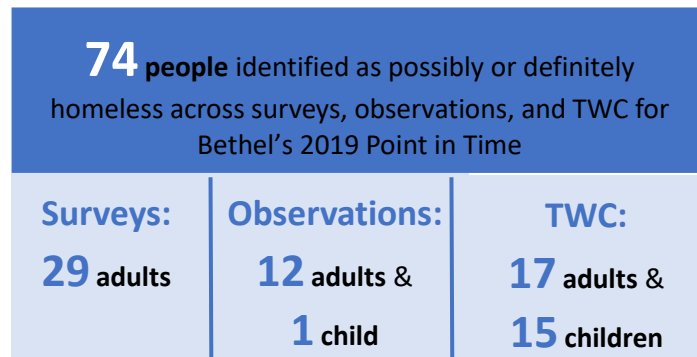
## 2019 BETHEL POINT IN TIME HOMELESSNESS REPORT

Synthesized Point in Time Homelessness data collected by the Bethel Housing and Homelessness Coalition; included both surveys and observations. All of the data was collected on one day, January 23, 2019, an above average warm day (32°F).

### DATA CLEANING

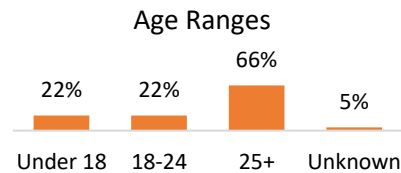
- Deleted 5 surveys for people that were not homeless (own home, AVCP/LuLu Heron, senior center, or staying with family but don't identify as homeless).
- Moved 3 surveys to observation list that were predominantly blank.
- Anyone who reported "house/apartment" as sleep location was included in the family/friends category unless specified that it was their own place (aka not homeless and deleted).
- Identified 2 possible duplicates who were surveyed at Homeless Connect, but staying at Winter House. They did not have the same info as any other Winter House survey, so they were retained for analysis.

### SUMMARY: SURVEYS + OBSERVATIONS



**45% Male**  
**51% Female**  
**4% Unknown**

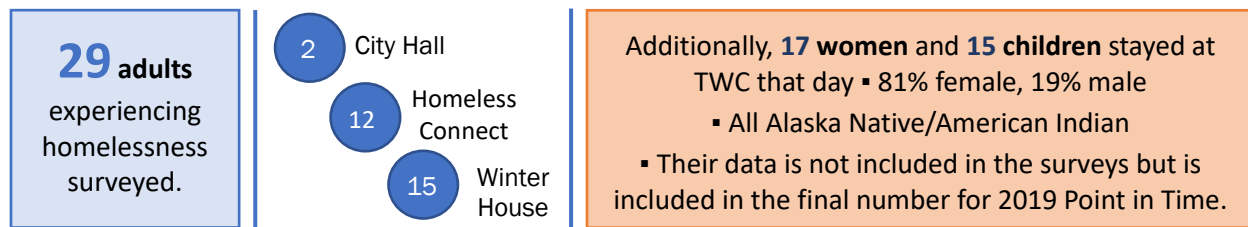
**96% Alaska Native/American Indian**  
(4% unknown)



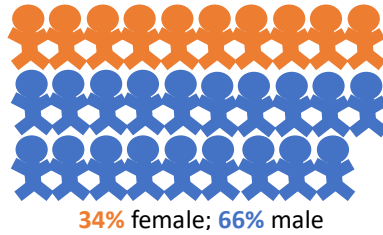
18 additional people were counted in surveys as part of the main survey takers' households. It is not clear if these people were actually homeless or not. Some indicated that they were not staying together. Some were at houses/apartments, so were not clear if they were part of the host family or homeless family. Relationships to main survey taker included child, spouse, and other family members.

**7+ Participating Agencies:** ▪ Yukon Kuskokwim Correctional Center ▪ Winter House ▪ Bethel Police Department ▪ City of Bethel ▪ Kuskokwim Consortium Library ▪ Bethel Housing and Homelessness Coalition members (including TWC, Bethel Community Services Foundation, and Yupiit Piciryarait Cultural Center)

### SURVEY ANALYSIS (surveys only; does not include TWC observations or other observations)



Average age:  
**45** years old  
1 person was 24  
1 unknown  
The rest were 25+



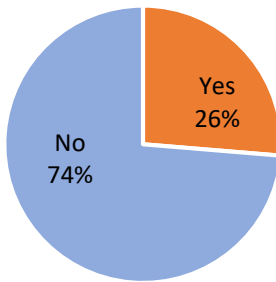
Half of each **gender** at each survey location  
(no survey location was heavily one gender or the other).

**10** reported **households**; 19 were single or not answered

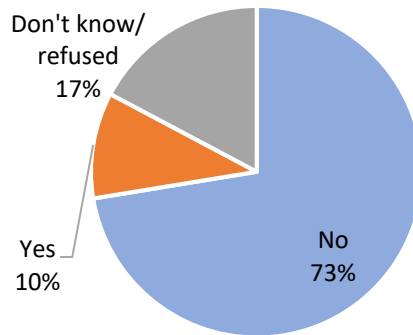
- Households may include people living in the house they were staying at, and therefore the other folks in the household were not necessarily homeless
  - Of the 10 households, 4 households included children

**97%** Alaska Native/  
American Indian (1 blank)  
**1** fleeing from DV/SA  
**No** AIDS/HIV reported

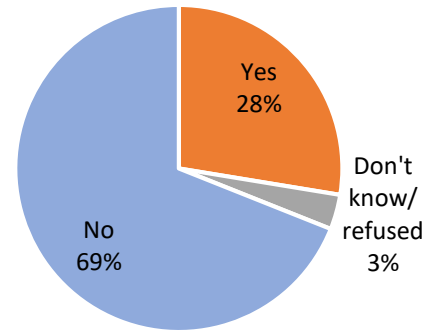
**Military Experience**



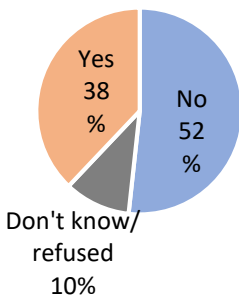
**Receiving Disability Benefits**



**Special Education**

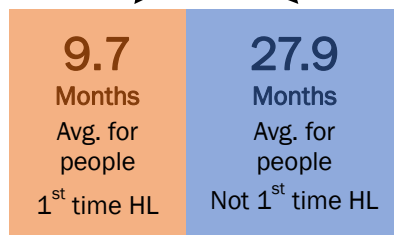


**First Time Experiencing Homelessness**

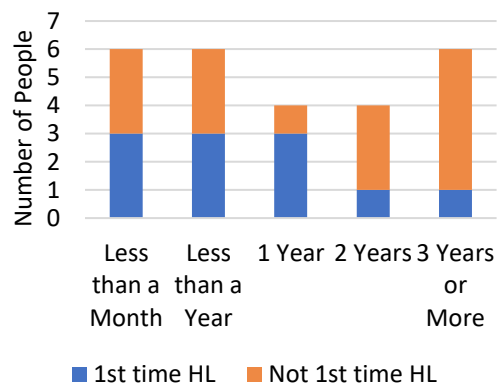


Average length of Homelessness this time:

**20.1 Months**

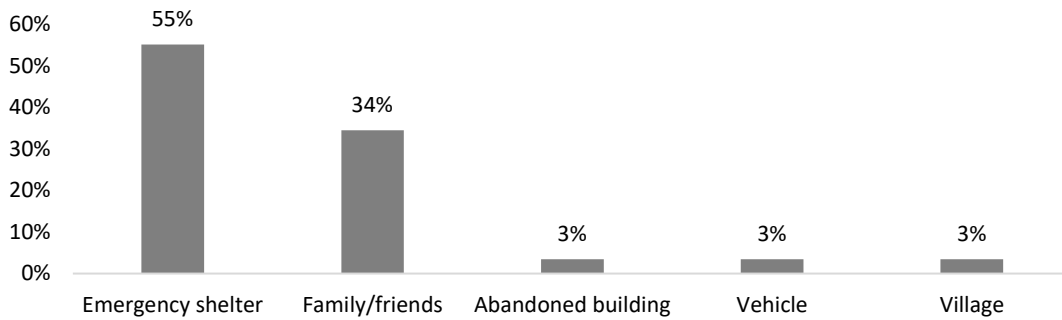


Length of this Homelessness this time



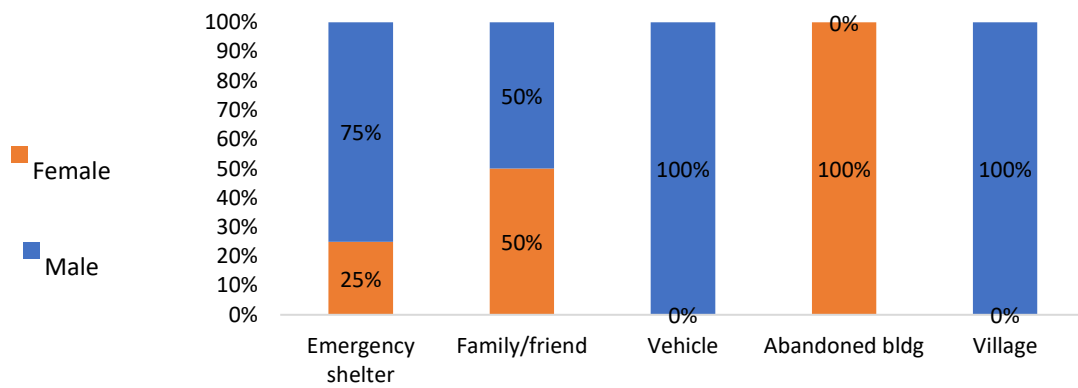
These findings on length of homelessness suggest that if a person in our community is homeless more than one time, the likelihood of chronic homelessness increases.

### Sleep Location

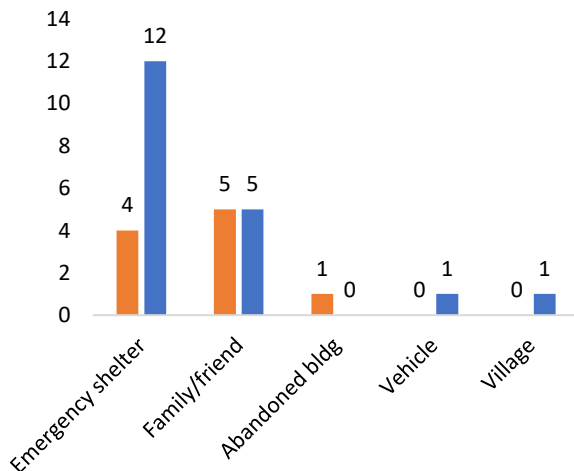


Note: All "Emergency Shelter" responses for sleep location referred to Winter House.  
Reminder: TWC data is not included in this section, but is included in the final numbers for 2019 Point in Time provided in the summary section.

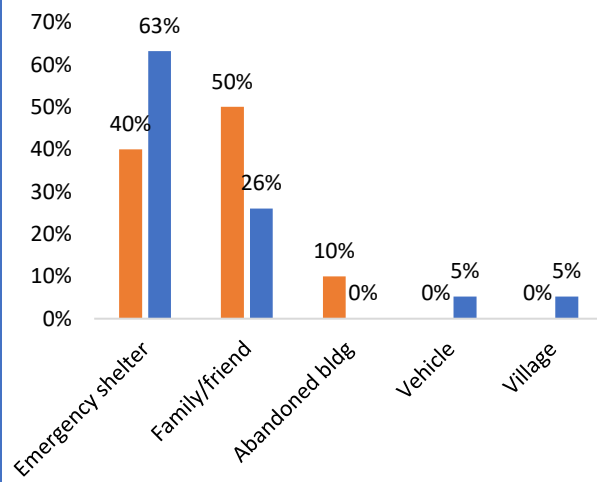
### Gender Breakdown at Sleep Locations

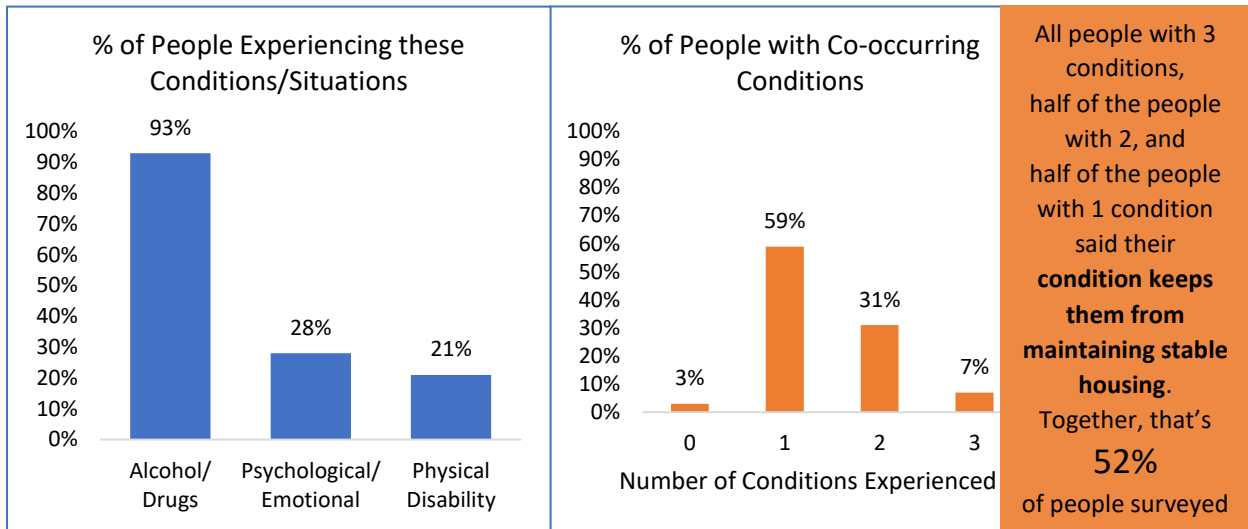


Where Females vs. Males Slept  
(Number of People)

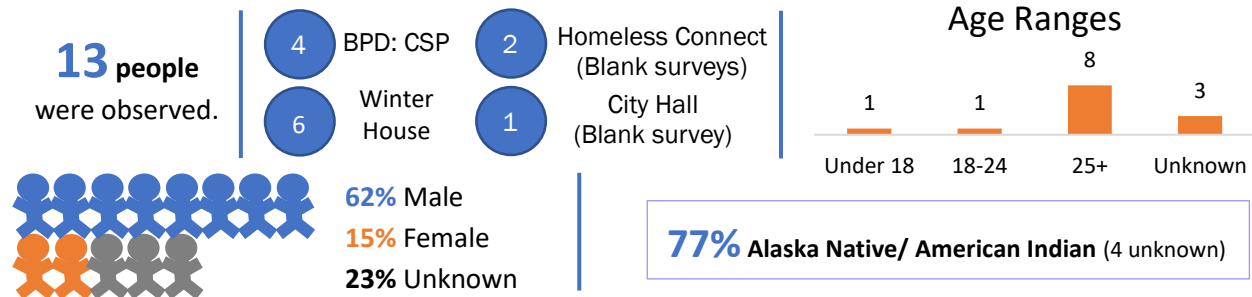


Where Females vs. Males Slept  
(% of that gender)





**OBSERVATIONS ANALYSIS** (Not including TWC observations)



**RECOMMENDATIONS**

1. Consider a more in-depth survey to ensure we capture as many members of our homelessness community as possible, such as a Vulnerability Index Survey. Use this survey to reach more people in more locations and situations around Bethel, particularly because it wouldn't need to be completed in one day. In more in-depth survey:
  - Consider including a release of information for better data sharing and data validation.
  - Include a question on interest in permanent housing in Bethel

Next step: Decide whether or not to do a more in-depth survey. If yes, research survey tools to determine best fit (2017 Review of surveys/tools: <https://www.homelesshub.ca/resource/screening-housing-first-phase-one-assessment-road-map>)
2. Update Point in Time survey questions/process to be clearer and better fit community. Suggestions:
  - Change the screening process to not screen people out for specific sleep locations
  - When sleep location is house/apartment, specify if theirs or friends/family
  - Ask if they would say they are homeless (when staying with friends/family)
  - Don't include household data or clarify the question
  - Change form logic to not skip disability benefits question (disconnect it from military service)
  - Clarify length of homelessness questions when not first time homeless
  - Change form coloration to decrease shading on copies
3. Full surveys were not conducted at TWC in 2019, but certain Point in Time data was still recorded. Recommendation: Future data collection conducted to include TWC by using the same surveys as other locations for fuller representation in reports.